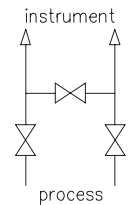
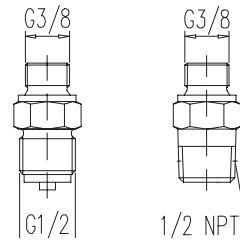
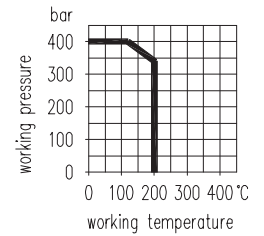
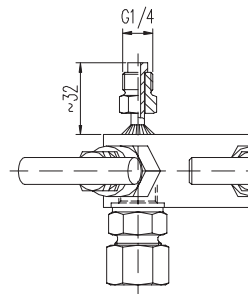
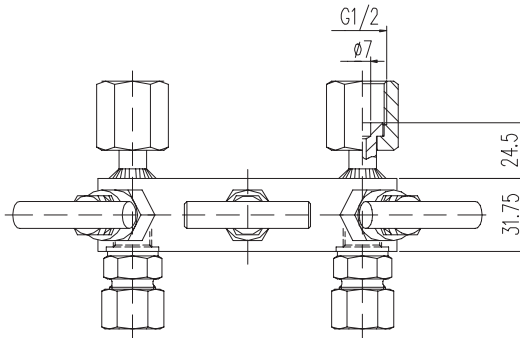

 alternative male connectors: ³⁾


alternative instrument connection swivel male:



Material	Distance L [mm]	Connections		Part no.
		Inlet	Outlet	
st. st.	37	tube fitting O. D. 12 mm line S, G 3/8	swivel nut G 1/2	N342.31.241.01
st. st.	54			N342.31.241.02
st. st.	100			N342.31.241.03

Components	Stainless steel ¹⁾	
	DIN - Material Number	
Body ²⁾	1.4404	
Bonnet	1.4401	
Valve stem	1.4404	
Needle tip	1.4571	
Packing	PTFE	
Gland nut	1.4301	
T-handle	stainless steel	

- External stem thread

- Stem with cold rolled surface, back seat and non-rotating needle tip

- Special types are available

1) Can also be supplied for oxygen service. Please notice order instruction B 3!

2) Available with inspection certificate 3.1 acc. to EN 10 204

3) The manifolds can be supplied with male connectors G 1/2 or 1/2 NPT instead of tube fittings on the inlet ports.